



ThermalRite® Optional Walk-In Finishes

MATTE FINISH | 70% PVDF resin based coatings, as noted above, designed to simulate natural metal hues in a high performance paint system.



NATURAL METALS | Due to their beauty, durability and time-proven performance, natural metals are a preferred material used in architecture. Natural metals will weather and patina naturally over time, adding character and aesthetic appeal to any building design. In addition to natural metals, We offer 55% Al-Zn alloy coated steel with acrylic coating and anodized aluminum as standard available materials.




WOODLAND SERIES*

Add the warmth of wood with the durability of metal to your next project. We offer four classic woodgrain patterns with a 70% PVDF coating. Available in .032 aluminum.




Birch (57)



Cedar (54)




Driftwood (53)




Walnut (55)

OXIDE SERIES*

Made to look like weathered steel, combine the aesthetic appeal of aged metal with the advantages of brand new metal cladding with a 70% PVDF finish.




Copper Brown (42)



Tarnished Red (47)

LAMINATES*

We offer a stacked stone laminate pattern. Our laminate is UV stable for exterior wall applications.



Stacked Stone (85)

* Special material. Pricing and availability dependent upon project specifics. Color chips available upon request.

Stainless steel products provided by ROOFINOX®. Colors are as close to the actual colors as modern printing allows. Metal color chips are available on request (this is a requirement for all premium colors) and should be used for final color selection. If you have requirements or preference for colors or finishes other than shown, please contact us. Color availability varies by material, gauge and profile. We reserve the right to modify, eliminate and/or change our products without prior notification. All colors are produced under stringent guidelines and tolerances that are identified within the coated metal industry. Batch to batch variations may occur within these established industry tolerances. Care should be exercised by customer when mixing lots. Contact us for more information.

SaniSteel® Slip Resistant, Anti-Bacterial Interior Panels & Flooring

For foot and hand cart traffic

All ThermalRite walk-ins are now available with optional Sanisteel® slip resistant, anti-bacterial interior panels and/or floors. Sanisteel® is a pre-coated steel, which is certified as food safe, providing total peace of mind for hygiene in food service and food retailing environments. Independent tests have also demonstrated that Sanisteel® delivers unparalleled slip resistance characteristics, even when wet, for improved workplace safety.

- Better slip resistance than ADT by ASTM F 1679 test standards
- Anti-bacterial pre-coated steel
- Eliminates many harmful and potentially dangerous bacteria strains
- NSF certified
- High resistance to corrosion and scratches
- Available only from ThermalRite and the Everidge brands



Technical Details & Specifications

Film coating thickness: from 100 µ to 200 µ

Standard metal supports

- Hot dip galvanized steel
- 19 GA (1.2mm)

Dimensions

• Thickness of metal support:	from 0.3 to 2 mm	.0118 to .078 inches
• Sheet:	Max width 1400 mm	55.118 inches
	Max length 5000 mm	196.85 inches
• Strip:	Max width 1400 mm	55.118 inches
	Minimum width 19 mm	.748 inches
• Coil:	I.D. 500 mm	> 20"
	O.D. 1550 mm	61.02 inches


Film coating thickness: from 100 µ to 200 µ

Standard metal supports

- Hot dip galvanized steel
- 19 GA (1.2mm)

Dimensions

• Thickness of metal support:	from 0.3 to 2 mm	.0118 to .078 inches
• Sheet:	Max width 1400 mm	55.118 inches
	Max length 5000 mm	196.85 inches
• Strip:	Max width 1400 mm	55.118 inches
	Minimum width 19 mm	.748 inches
• Coil:	I.D. 500 mm	> 20"
	O.D. 1550 mm	61.02 inches



Proud to be family-owned.



Panel Walk-Ins




www.everidge.com/thermalrite

Walk-In Coolers/Freezers • Restoration & Replacement Doors • Cook-Chill Specialty Solutions • Parts, Service & Warranty • Construction Services

15600 37th Ave N • Suite 100 • Plymouth, Minnesota 55446 • 888-227-1629 • www.everidge.com/thermalrite • info@everidge.com

ThermalRite® Panel Walk-Ins



With flexible design for your unique setting, Everidge's ThermalRite panel walk-in refrigeration units can be perfectly fitted for your cold storage space. Our durable modular options offer maximum efficiency, excellent construction and superior materials.

Designed specifically to meet the needs of commercial and non-commercial foodservice institutions, ThermalRite panel walk-in coolers and freezers provide you with optimal cold storage for your kitchen, regardless of your particular foodservice application.

ThermalRite panel units allow you to design the perfect temperature controlled walk-in solution for your refrigerated space.



CLASSIFICATIONS & APPROVALS

All ThermalRite walk-in units are approved under numerous classifications, providing our customers with total peace of mind over perishable inventories:

- EISA-compliant
- NSF-certified
- U.L./Class 1-listed urethane foam insulation
- FM4880-approved (PN #713)
- USDA-approved materials
- UL/ULC electric
- U.L. Listed, Classified Building unit panels
- Meets the certification standards of multiple U.S. state and Canadian licensure and compliance codes

ThermalRite® Panel Walk-Ins – Product Features

Insulated Panels

- Non-HCFC insulation
- NSF-certified
- Thicknesses: 3.5", 4", 5" or 6"
- Tongue-and-groove construction
- Air-tight seal

Floor Panels

- Standard .050 smooth aluminum, Sanisteel or 22-gauge type 304 stainless steel with #2B finish
- Standard floor uniform load up to 1,000 lbs/sq ft
- Reinforced floor uniform load up to 5,000 lbs/sq ft
- Superfloor uniform load up to 10,000 lbs/sq ft

Doors

- In-fitting, overlap and self-closing
- Swing operation flush doors
- High-quality, heavy-duty hardware and safety release
- Magnetic door gasket and bottoms
- Pre-hung (up to 48")
- Heated door jamb and threshold (freezer models)

Finishes

- Internal and external 26-gauge galvanized steel, as standard
- Optional: aluminum, Acrylume, stainless steel or antimicrobial Sanisteel
- White, black, almond or custom color paint
- Brick or stone effects available to complement the surrounding buildings



Structural Safety

- Easily constructed
- Metal-facing, foam-in-place bonding
- Wood or high-density foam rails
- Gasket application on all joints
- Cam lock panel fastening

Customization

- Door systems designed to accommodate space, access and egress
- Variable mounts, coils, and condensing units according to application needs
- Flooring, controls, and insulation levels tailored to fit space and application

Parts & Accessories

All ThermalRite walk-ins are available with a comprehensive range of accessories, allowing us to tailor your walk-in to suit the exact needs of your specific application and location.

Add the following to create the precise look and functionality required:

- LED lighting
- Alarm systems
- Digital thermometers
- Strip curtains
- Air curtains
- Door view ports
- Storage shelving
- Built-in wall supports
- Heavy duty floor plates
- Refrigeration systems
- Roof flashing systems (outdoor applications)
- Foamed-in-place electrical boxes



ThermalRite® Walk-In Standard Finishes

ThermalRite walk-ins have an internal and external finish of 26-gauge galvanized steel, as standard. We also offer a wide range of color options, making it easy to select a finish that complements your building's color scheme.



Polar White




Almond



Black

ThermalRite® Optional Walk-In Colors


STOCK COLORS | 70% PVDF resin based coatings provide high-performance durability for exterior and interior applications. These coatings are designed to resist fading, chalking, and abrasion. Meets the requirement of AAMA 2605-13 for aluminum substrates.



Black (02)



Forest Green (11)



Chocolate Brown (04)



Sierra Tan (09)



Sandstone (06)



Rocky Grey (16)



Classic Bronze (01)



Teal (19)



Boysenberry (25)



Rawhide (15)



Regal Blue (18)



Charcoal Grey (62)



Medium Bronze (03)



Hemlock Green (30)



Redwood (07)



Concord Cream (05)



Slate Blue (21)



Slate Grey (20)



Hartford Green (27)



Patina Green (12)




Mission Red (08)



Siam Blue (14)



Dove Grey (13)



Ascot White (10)



Bone White (26)

Stock Materials
ALL standard & premium finish colors are available in:
26 ga gal. steel
.040 aluminum


Additional Stock Materials Available for select colors and finishes:
G90 Galvanized - 26 ga, 24 ga, 22 ga, 20 ga, 16 ga
Acrylume - 26 ga
Aluminum smooth - .032, .040, .050, .100, .125
Aluminum ADT - .063, .100, .125
Stainless Steel - 304 22 ga, 20 ga, 18 ga

Please inquire for custom materials and colors.

PREMIUM FINISH | PVDF resin based coatings, as noted above, with premium pigmentation to obtain metallic or deep color for desired aesthetics.



Antique Patina (24)




Champagne (31)



Coppertone (23)



Titanium (35)



Silversmith (28)



Brite Red (17)