



BY EVERIDGE®

One-Piece Walk-Ins

www.everidge.com/ics



ICS® One-Piece Walk-Ins



Explore Everidge's ICS stand-alone cold storage walk-ins; space-saving outdoor units which easily expand your refrigeration and freezer options. With flexible designs to suit your business space, each one-piece temperature controlled solution can stand alone as a satellite unit and free up indoor space. These free-standing walk-ins arrive ready-for-use, pre-assembled and fully operational, with customizable finishes to match the existing building exterior.

Let Everidge Handle All of The Work

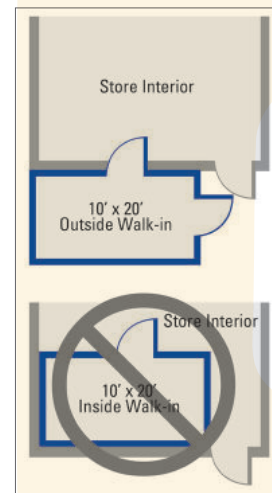
Our ICS one-piece walk-ins arrive pre-assembled and fully constructed. Once installed, our walk-ins are ready to begin cooling in just a few hours.



CLASSIFICATIONS & APPROVALS

All Everidge ICS walk-in units are approved under numerous classifications, providing our customers with total peace of mind over perishable inventories:

- EISA-compliant
- NSF-certified
- U.L./Class 1-listed urethane foam insulation
- USDA-approved materials
- UL/ULC electric
- Hurricane and seismic loading
- Meets the certification standards of multiple U.S. state and Canadian licensure and compliance codes, including Dade County, Florida



ICS® One-Piece Walk-Ins – Product Features

Simplicity

- Full factory pre-assembly
- On-site 3 to 5-hour installation
- Ready-to-run refrigeration system
- Everidge team start-up support
- Easy to relocate

Efficiency

- Cost-effective: no brick-and-mortar construction needed
- Energy-efficient: EC motors on all evaporator fan blower coils
- Built-in smart defrost energy controls
- Engineered split refrigeration systems ranging from ½ hp to 6 hp, up to 40 hp
- High-efficiency, energy-reducing insulation
- Maintenance-free finish

Safety

- Seamless construction: HFO insulation
- Innovative pre-coated Sanisteel walls and floors: 24/7 NSF-certified anti-bacterial defense

Outdoor-Suitability

- Weather-proofed for snow loads, rated for Seismic category D and 170 mph hurricane winds
- Code-compliant for U.S. and Canadian standards
- 20-year materials and workmanship warranty, 1-year on doors
- Tough, stucco-embossed metal exterior finish with factory baked-on polyester coating

Parts & Accessories

All Everidge walk-ins are available with a comprehensive range of accessories, allowing us to tailor your walk-in to suit the exact needs of your specific application and location.

Add the following to create the precise look and functionality required:

- LED lighting
- Alarm systems
- Digital thermometers
- Strip curtains
- Door view ports
- Storage shelving
- Built-in wall supports
- Heavy duty floor plates
- Refrigeration systems pre-installed with smart defrost and temperature controls
- Roof flashing systems (outdoor applications)
- Foamed-in-place electrical boxes
- Glass and service doors



Flexibility

- Sizes: 6' x 6' to 14' x 50' with the ability to place multiple units within a common wall scenario for increased capacity
- Storage options: cooler, freezer, ambient, combo
- Temperature range: -30°F to +80°F
- Insulation thicknesses: 4", 5" or 6"

Customizability

- Variable mounts, coils and condensing units according to application needs
- Styled-to-order exterior finishes to match community requirements: architectural panel, brick, stone
- Flooring, controls and insulation levels tailored to suit application



Are you losing valuable floor space with indoor cold storage?



In foodservice operations, floor space equals profit dollars. If you are tying up precious indoor operational floor space with walk-in cold storage, you are reducing your seating capacity, which means less sales and reduced profit. You are also limiting the size of your kitchen and service stations, which means reduced foodservice capacity and slower service.

ICS one-piece outdoor walk-ins can offer a cost saving of up to 40%, compared with traditional indoor walk-ins, based on a 180 sq ft footprint.*

ICS one-piece walk-ins are designed for outdoor locations with convenient thru-the-wall access. By locating your cold storage outdoors you free up valuable operational indoor floor space for:

- Additional seating capacity for increased sales and maximum profit
- Larger kitchen for a broader menu and greater foodservice capacity
- More service stations for quicker service

ICS one-piece outdoor walk-ins are a convenient alternative to traditional bricks and mortar construction, reducing your \$/sq ft costs for both new construction and remodel applications.

*Depending on freight and install

Curbside Pickup Cold Storage



Quick ship
program for
standard
models

Increase Curbside Pickup and Drive-Thru Capacity

When you need additional cold storage capacity in a hurry, ICS one-piece walk-ins are the perfect solution. ICS one-piece outdoor walk-ins provide increased storage, freeing up valuable indoor floor space.



- Factory pre-assembled and tested for plug-and-go connection
- Fast track installation
- Cost-effective alternative to brick and mortar construction

ICS one-piece walk-ins are ideal for:

- Click & collect operations
- Food retailers
- Foodservice
- Curbside pickup
- Food-to-go
- Street food

Want to expand your drive-thru capacity? Easily add a second drive-thru window with ICS.



ICS® Walk-In Standard Finishes

ICS walk-in exteriors are, as standard, a tough stucco embossed metal, with a factory baked on polyester coating, that provides years of maintenance free service. We also offer a wide range of color options, making it easy to select a finish that complements your building's color scheme.



Polar White



Autumn Brown



Sand



Almond



Mist Gray



Colonial Red



Bronze

ICS® Optional Walk-In Colors

STOCK COLORS | 70% PVDF resin based coatings provide high-performance durability for exterior and interior applications. These coatings are designed to resist fading, chalking, and abrasion. Meets the requirement of AAMA 2605-13 for aluminum substrates.



Black (02)



Forest Green (11)



Chocolate Brown (04)



Sierra Tan (09)



Sandstone (06)



Rocky Grey (16)



Classic Bronze (01)



Teal (19)



Boysenberry (25)



Rawhide (15)



Regal Blue (18)



Charcoal Grey (62)



Medium Bronze (03)



Hemlock Green (30)




Redwood (07)



Concord Cream (05)



Slate Blue (21)



Slate Grey (20)



Hartford Green (27)



Patina Green (12)




Mission Red (08)



Siam Blue (14)



Dove Grey (13)



Ascot White (10)



Bone White (26)

Stock Materials ALL standard & premium finish colors are available in:

.26 ga. steel
.040 aluminum

Additional Stock Materials Available for select colors and finishes:


G90 Galvanized - 26 ga, 24 ga, 22 ga, 20 ga, 16 ga
Acrylume - 26 ga
Aluminum smooth - .032, .040, .050, .100, .125
Aluminum ADT - .063, .100, .125
Stainless Steel - 304 22 ga, 20 ga, 18 ga

Please inquire for custom materials and colors.

PREMIUM FINISH | PVDF resin based coatings, as noted above, with premium pigmentation to obtain metallic or deep color for desired aesthetics.



Antique Patina (24)




Champagne (31)



Coppertone (23)



Titanium (35)



Silversmith (28)



Brite Red (17)

ICS® Optional Walk-In Finishes

MATTE FINISH | 70% PVDF resin based coatings, as noted above, designed to simulate natural metal hues in a high performance paint system.



Almond (36)

Anchor Grey (37)

Ash Grey (33)


Char Brown (29)

Matte Black (32)

Thunder Grey (34)

NATURAL METALS

Due to their beauty, durability and time-proven performance, natural metals are a preferred material used in architecture. Natural metals will weather and patina naturally over time, adding character and aesthetic appeal to any building design. In addition to natural metals, We offer 55% Al-Zn alloy coated steel with acrylic coating and anodized aluminum as standard available materials.



Clear Satin Anodized (70)

Dark Bronze Anodized (71)

55% Al-Zn Alloy Coated Steel with Acrylic Coating (97)

Copper (49)*

Classic Stainless Steel (40)*

Terne Coated Stainless Steel (41)*



Grey Zinc (50)*

Dark Zinc (51)*

Brown Zinc (89)*

Blue Zinc (94)*

Red Zinc (95)*


Green Zinc (96)*

WOODLAND SERIES*

Add the warmth of wood with the durability of metal to your next project. We offer four classic woodgrain patterns with a 70% PVDF coating. Available in .032 aluminum.



Birch (57)



Cedar (54)




Driftwood (53)




Walnut (55)

OXIDE SERIES*

Made to look like weathered steel, combine the aesthetic appeal of aged metal with the advantages of brand new metal cladding with a 70% PVDF finish.




Copper Brown (42)



Tarnished Red (47)

LAMINATES*

We offer a stacked stone laminate pattern. Our laminate is UV stable for exterior wall applications.



Stacked Stone (85)

* Special material. Pricing and availability dependent upon project specifics. Color chips available upon request.

Stainless steel products provided by ROOFINOX®. Colors are as close to the actual colors as modern printing allows. Metal color chips are available on request (this is a requirement for all premium colors) and should be used for final color selection. If you have requirements or preference for colors or finishes other than shown, please contact us. Color availability varies by material, gauge and profile. We reserve the right to modify, eliminate and/or change our products without prior notification. All colors are produced under stringent guidelines and tolerances that are identified within the coated metal industry. Batch to batch variations may occur within these established industry tolerances. Care should be exercised by customer when mixing lots. Contact us for more information.

SaniSteel® Slip Resistant, Anti-Bacterial Interior Panels & Flooring

For foot and hand cart traffic

All ICS walk-ins are now available with optional SaniSteel® slip resistant, anti-bacterial interior panels and/or floors. SaniSteel® is a pre-coated steel, which is certified as food safe, providing total peace of mind for hygiene in food service and food retailing environments. Independent tests have also demonstrated that SaniSteel® delivers unparalleled slip resistance characteristics, even when wet, for improved workplace safety.

- Better slip resistance than ADT by ASTM F 1679 test standards
- Anti-bacterial pre-coated steel
- Eliminates many harmful and potentially dangerous bacteria strains
- NSF certified
- High resistance to corrosion and scratches
- Available only from ICS and the Everidge brands



Technical Details & Specifications

Film coating thickness: from 100 µ to 200 µ

Standard metal supports

- Hot dip galvanized steel
- 19 GA (1.2mm)

Dimensions

- Thickness of metal support: from 0.3 to 2 mm .0118 to .078 inches
- Sheet:

Max width	1400 mm	55.118 inches
Max length	5000 mm	196.85 inches
- Strip:

Max width	1400 mm	55.118 inches
Minimum width	19 mm	.748 inches
- Coil:

I.D.	500 mm	> 20"
O.D.	1550 mm	61.02 inches

Film coating thickness: from 100 µ to 200 µ

Standard metal supports

- Hot dip galvanized steel
- 19 GA (1.2mm)

Dimensions

- Thickness of metal support: from 0.3 to 2 mm .0118 to .078 inches
- Sheet:

Max width	1400 mm	55.118 inches
Max length	5000 mm	196.85 inches
- Strip:

Max width	1400 mm	55.118 inches
Minimum width	19 mm	.748 inches
- Coil:

I.D.	500 mm	> 20"
O.D.	1550 mm	61.02 inches

Protective film

SaniSteel® film

Adhesive

Surface treatment

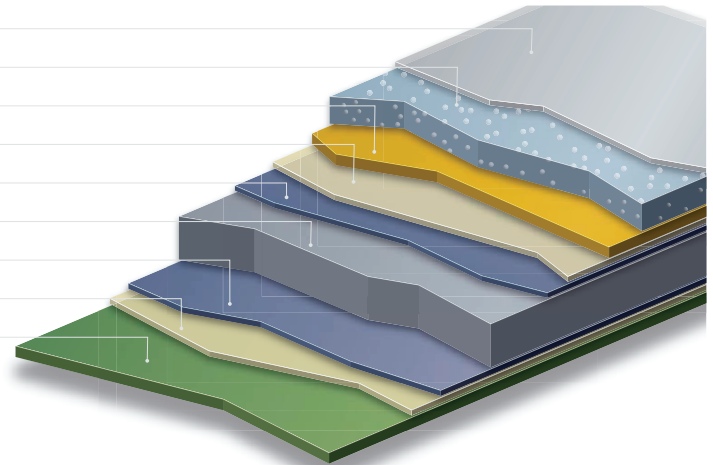
Zinc

Metallic support

Zinc

Surface treatment

Back coat Primer



CROWNTONKA®
 ICS®
 LOTEMP DOORS™
 PREPRITE®
 SMARTRITE®
 THERMALRITE®

Proud to be family-owned.

Walk-In Coolers/Freezers • Restoration & Replacement Doors • Cook-Chill Specialty Solutions • Parts, Service & Warranty • Construction Services

15600 37th Ave N • Suite 100 • Plymouth, Minnesota 55446 • 888-227-1629 • www.everidge.com/ics • info@everidge.com